


# Intro to QualityInfo.org and Oregon Employment Department Research

ODHS Refugee Contractor Meeting

August 8<sup>th</sup>, 2025

Henry Fields, Workforce Analyst with the  
Oregon Employment Department



Search...

Q

OUR LATEST RESEARCH



Spring 2025 Hiring Among Oregon’s Private Employers Unchanged from Winter 2025

Anna Johnson Jul 24

Each quarter, the Oregon Employment Department surveys private employers from all industries and areas of the state to ask about the job vacancies th...

- Jul 22

A Snapshot of Oregon Firms by Size Class, 2025
- Jul 22

Ready, Willing, and Able
- Jul 9

A Look at How Oregon’s Unemployment Rate Is Calculated
- Jul 7

Oregon’s Forestry and Logging Industry: From Planting to Harvest
- Jul 3

Oregon’s Nonprofits in 2024
- Jun 30

Who is Included in Oregon’s Unemployment Rate Calculation?

More Articles

OREGON ECONOMIC INDICATORS

Unemployment Rate - June 2025	4.9%	↑ 0.1%
Seasonally Adjusted		
Total Unemployed - June 2025	107,840	↑ 2,639
Seasonally Adjusted		
Nonfarm Employment - June 2025	2,001,200	↓ -4,300
Seasonally Adjusted		
Job Vacancies - 2nd Quarter 2025	51,048	↓ -0.5%

## What kind of data?

- Open jobs, wages, and growth by occupation
- High-wage, high-demand jobs
- Regional information and local contacts
- And much more!

## What kind of data?

- **Open jobs, wages, and growth by occupation**
- High-wage, high-demand jobs
- Regional information and local contacts
- And much more!

Click on Tools, then "Occupation and Wage Information"

Email Notifications



-  [Tools](#) 
- [Regional Info](#) 
- [Data](#)
- [Publications](#)
- [Press Release](#)



Find labor market information tools from the Oregon Employment Department Research Division.

### LMI Tools

#### Careers

- [Find a Job](#)
- [Occupation & Wage Information](#)
- [Career Explorer](#)
- [Find Employers](#)
- [Wage Conversion Calculator](#)
- [Search Biz News](#)

#### Economy


- [Unemployment Rates \(LAUS\)](#)
- [Current Employment Estimates \(CES\)](#)
- [Employment & Wages by Industry \(QCEW\)](#)
- [Unemployment Insurance Characteristics](#)
- [Inflation Calculator](#)
- [Fast Facts Dashboard](#)
- [Projections](#)

#### Business

- [Industry Profiles](#)
- [Businesses by Industry](#)

#### Workforce System

- [Performance Measures](#)
- [Employment Rates](#)
- [Median Earnings](#)
- [Entered Employment](#)
- [Wage Gain](#)
- [Customer Satisfaction](#)



### Spring 2025 Hiring Among Oregon's Private Employers Unchanged from Winter 2025

Anna Johnson Jul 24

### Oregon's Forestry and Logging Industry: From Planting to Harvest


Jul 3  
Oregon's Nonprofits in 2024  
Jun 30

Seasonally Adjusted



Job Vacancies - 2nd Quarter 2025


51,048

# Search terms can be generic or specific



## Occupation Profiles

 health care 



### Oregon, All Occupations

Median Hourly Wage	2023 Employment	Job Openings per Year	10-Year Growth
\$26.28	2,186,185	264,674	7.8%

Enter any occupation in the search and get a report that includes information on current job openings, wages, projected employment, educational requirements, skills, schools and training providers, and more. Once in the report use the filters on the side to change your geography or search a new occupation.

# Find data for nearly 800 different job types

Occupation Profiles

Home Health Aides (311121)  
Oregon (All Counties)

Median Hourly Wage

\$20.52

2023 Employment

35,659

Job Openings per Year

6,130

10-Year Growth

15.2%

Description

Monitor the health status of an individual with disabilities or illness, and address their health-related needs, such as changing bandages, dressing wounds, or administering medication. Work is performed under the direction of offsite or intermittent onsite licensed nursing staff. Provide assistance with routine healthcare tasks or

Home Health Aides Career Video



And much more!

## Up to Date Regional Wages

Area	25th Percentile	50th Percentile (median)	75th Percentile	Average Hourly	Average Annual
Oregon	\$18.77	\$20.52	\$23.20	\$21.24	\$44,172
Central Oregon	\$18.55	\$19.50	\$21.74	\$20.39	\$42,425
Clackamas	\$19.41	\$21.30	\$23.78	\$21.64	\$45,014
Columbia Basin	\$17.23	\$18.25	\$19.32	\$18.57	\$38,637
Columbia Gorge	\$17.57	\$18.25	\$20.21	\$19.26	\$40,058
Douglas	\$18.03	\$18.91	\$19.56	\$19.47	\$40,488

## Job Listings with OED and other sources

Job Title	Date Posted	Location	Wage Offered
Home Health Aide	07/25/2025	Portland	DOE
Job Coach/Direct Support Professional	07/18/2025	Hermiston	\$16.00/hr to \$17.00/hr DOE, Neg.
Home Health Aide	07/16/2025	Beaverton	DOE

## Growth Projections

Area	2023 Employment	2033 Employment	Change	% Change	Annual Growth Openings	Annual Replacement Openings	Total Annual Openings
Oregon	35,659	41,074	5,415	15.2%	542	5,588	6,130
Central Oregon	1,426	1,647	221	15.5%	22	224	246



# You can search by other matching occupations or regions

## Other occupations matching “health care”



**Licensed Practical and Licensed Vocational Nurses Oregon (All Counties)**

SEARCH OCCUPATIONS

health care

Search

MATCHING OCCUPATIONS (20):

- Licensed Practical and Licensed Vocational Nurses ✓
- Home Health Aides
- Registered Nurses
- Medical and Health Services Managers
- Healthcare Social Workers
- Nursing Assistants

Median Hourly Wage: \$37.81

2023 Employment: 4,315

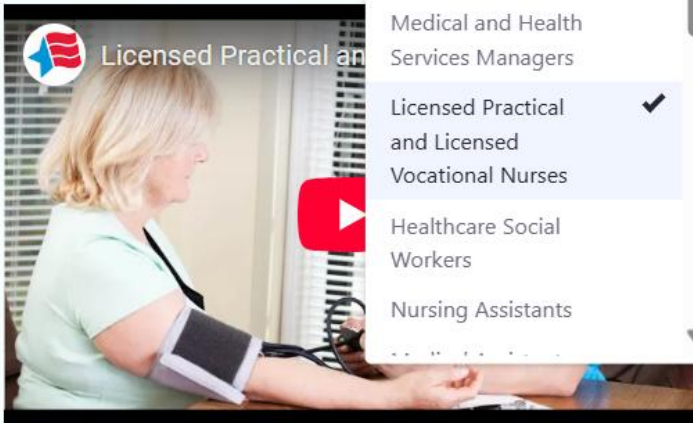
Job Opening Year: 401

**Description**

Care for ill, injured, or convalescing patients or persons with disabilities in hospitals, nursing homes, clinics, private homes, group homes, and similar institutions. May work under the supervision of a registered nurse. Licensing required.

+ Expand All

+ Job Openings Listed with



## Regional information for the Rogue Valley



**Home Health Aides Oregon (All Counties)**

Median Hourly Wage: \$24.94

2023 Employment: 4,849

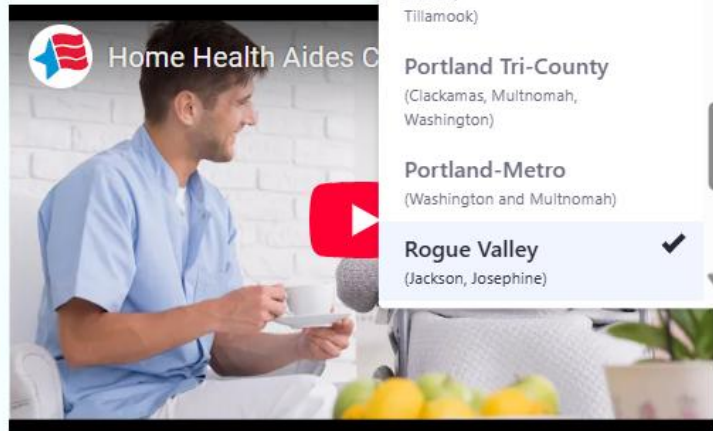
Job Opening Year: 831

**Description**

Monitor the health status of an individual with disabilities or illness, and address their health-related needs, such as changing bandages, dressing wounds, or administering medication. Work is performed under the direction of offsite or intermittent onsite licensed nursing staff. Provide assistance with routine healthcare tasks or

**SELECT AREA**

- Rogue Valley (Jackson, Josephine) ✓
- Northeast Oregon (Baker, Union, Wallowa)
- Northwest Oregon (Benton, Clatsop, Columbia, Lincoln, Tillamook)
- Portland Tri-County (Clackamas, Multnomah, Washington)
- Portland-Metro (Washington and Multnomah)






## What kind of data?

- Open jobs, wages, and growth by occupation
- **High-wage, high-demand jobs**
- Regional information and local contacts
- And much more!

Under Tools, click on “Career Explorer”



Email

- Home
- Tools
- Regional Info
- Data
- Publications
- Press Release



Find labor market information tools from the Oregon Employment Department Research Division.

LMI Tools

Careers

- Find a Job
- Occupation & Wage Information
- Career Explorer
- Find Employers
- Wage Conversion Calculator
- Search Biz News

Economy

- Unemployment Rates (LAUS)
- Current Employment Estimates (CES)
- Employment & Wages by Industry (QCEW)
- Unemployment Insurance Characteristics
- Inflation Calculator
- Fast Facts Dashboard
- Projections

Business

- Industry Profiles
- Businesses by Industry

Workforce System Performance

- Performance Measures Summary
- Employment Rate
- Median Earnings
- Entered Employment Rate
- Wage Gain
- Customer Satisfaction



Spring 2025 Hiring Among Oregon’s Private Employers Unchanged from Winter 2025

Anna Johnson Jul 24  
Each quarter, the Oregon Employment Department surveys private employers from all industries and areas of

Oregon’s Forestry and Logging Industry: From Planting to Harvest

Jul 3  
Oregon’s Nonprofits in 2024

Jun 30  
Who is Included in Oregon’s Unemployment Rate Calculation?

Seasonally Adjusted

Job Vacancies - 2nd Quarter 2025

51,048

↓ -0.5%

You can filter all occupations by education or wage and more

Career Explorer



All Occupations  
Oregon (All Counties)  
346 Occupations Found

Additional Filters:

Education: Associate's Degree or Postsecondary Training or High School Diploma or Equivalent  
Special Designations: High Wage or High Demand

+ View Chart



Occupation	2023 Emp. ↑↓	2025 Median Annual Salary ↑↓	Projected Annual Openings ↑↓
<a href="#">Adhesive Bonding Machine Operators and Tenders</a>	992	\$40,951	108
<a href="#">Advertising Sales Agents</a>	843	\$46,106	79
<a href="#">Aerospace Engineering and Operations Technologists and Technicians</a>	--	\$59,249	--
<a href="#">Agricultural Equipment Operators</a>	1,794	\$40,895	314

And each link will take you to specific info for that job

Occupation Profiles



Adhesive Bonding Machine Operators and Tenders (519191)  
Oregon (All Counties)

Median Hourly Wage	2023 Employment	Job Openings per Year	10-Year Growth
\$24.02	992	108	7.5%

Description


Operate or tend bonding machines that use adhesives to join items for further processing or to form a completed product. Processes include joining veneer sheets into plywood; gluing paper; or joining rubber and rubberized fabric parts, plastic, simulated leather, or other materials. Excludes Shoe Machine Operators and Tenders (51-6042).




## What kind of data?


- Open jobs, wages, and growth by occupation
- High-wage, high-demand jobs
- **Regional information and local contacts**
- And much more!


# Regional Info will take you to local articles and contacts




State of Oregon  
**Employment Department**  
Quality Information, Informed Choices

 Tools

 Regional Info

 Data

 Publications

 Press Release




### LMI Regional Info

Clackamas	Northwest Oregon
East Cascades	Portland Metro
Eastern Oregon	Rogue Valley
Lane	Southwestern Oregon
Mid-Valley	

Find regional labor market information from the Oregon Employment Department Research Division.

Oregon's Private...

#### OUR LATEST RESEARCH



### Lane County Building Permits Increase in 2024

Brian Rooney   Apr 15

Building permit data from the U.S. Census Bureau shows that new housing construction in Lane County as measured by permits for living units rose to 1...

Mar 18  
Lane County Jobs Projected to Increase 7% by 2033

Feb 8  
Lane County's Per Capita Personal Income Increased in 2023


Jan 28  
Laura Luther – A Recruiter's Advice for Finding Your Next Job

Oct 10  
Startup Boom Continues, in Lane County and Beyond

Jan 25  
A Glimpse at Lane's "Latent Labor Force"

[More Articles](#)

#### Local Areas



Click the map or select an area to view information about the local economy.

Lane

### Brian Rooney

Regional Economist  
Douglas and Lane counties  
[brian.t.rooney@employ.oregon.gov](mailto:brian.t.rooney@employ.oregon.gov)  
(541) 359-9546

### Henry Fields

Workforce Analyst  
Benton, Douglas, Lane, Linn, Marion, Polk, and Yamhill counties  
Other Languages Spoken:

Spanish  
Hablo español

[henry.l.fields@employ.oregon.gov](mailto:henry.l.fields@employ.oregon.gov)  
(541) 359-9178

### LOCAL WORKSOURCE CENTERS

Eugene-Springfield  
2510 Oakmont Way  
Eugene, OR 97401  
(541) 686-7601

Florence  
3180 Highway 101  
Florence, OR 97439  
(541) 686-7601

# Henry Fields, Workforce Analyst

[Henry.L.Fields@employ.Oregon.gov](mailto:Henry.L.Fields@employ.Oregon.gov)  
(541) 359-9178

Sign up for the latest workforce and economic  
research [www.qualityinfo.org/subscribe](http://www.qualityinfo.org/subscribe)